



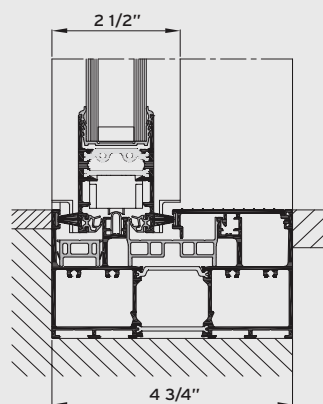
Architect: BFG

SLIMPATIO 68

Open elegance

R

Reynaers
Aluminium



SlimPatio 68 is a highly insulated sliding system with ultra-slim profiles and a concealed frame that combines comfort with elegance. Thanks to the clever design, this sliding door allows maximum natural light and provides optimal panoramic views. The integrated innovative technologies guarantee ultimate performance concerning wind-, water tightness, and thermal insulation, meeting the highest standards. SlimPatio 68 offers the design freedom required to create contemporary living spaces, combining ultimate brightness with maximum comfort.

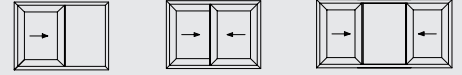
FLEXIBILITY ABOVE ALL

This sliding door offers a wide range of opening possibilities, from elements which slide over 2- and 3-rail solutions allowing you to open up to 6 leaves over a very slim central closing option of only 2 15/16 inches wide, to a single- and double-rail pocket solution that allows you to slide the elements into the wall.

AMPLE DIVERSITY

The Reynaers SlimPatio 68 offers a multitude of opening types with cutting edge thermal performance. It is available as a double- or triple-rail system with the following configurations. We recommend that you discuss the options with your retailer, who should be able to offer advice on which choices fit your particular opening.

2-RAIL



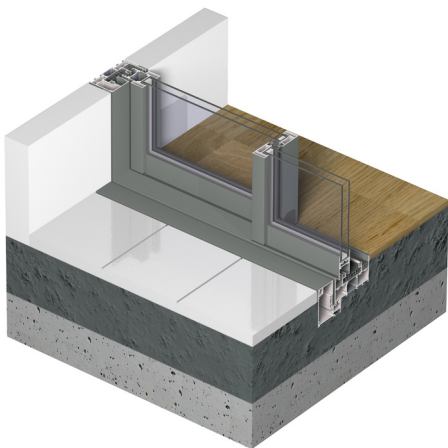
3-RAIL



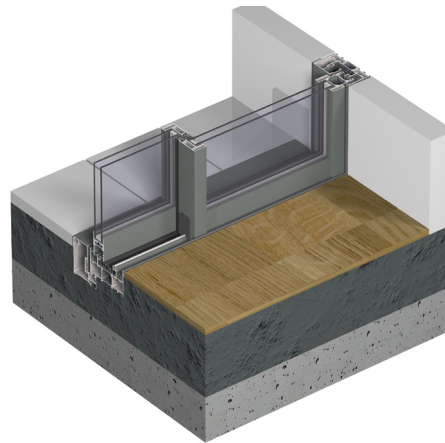
Architect: Audevert
Photo: Miara



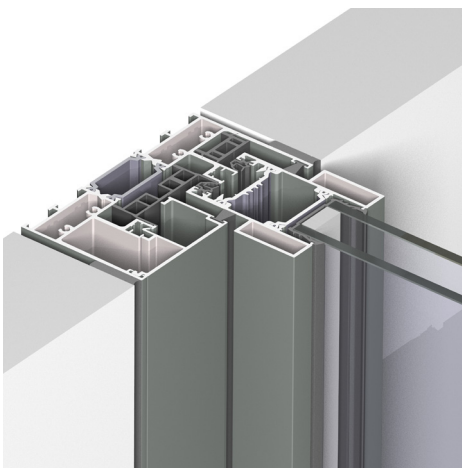
Architect: Nardelli
Photo: Annon



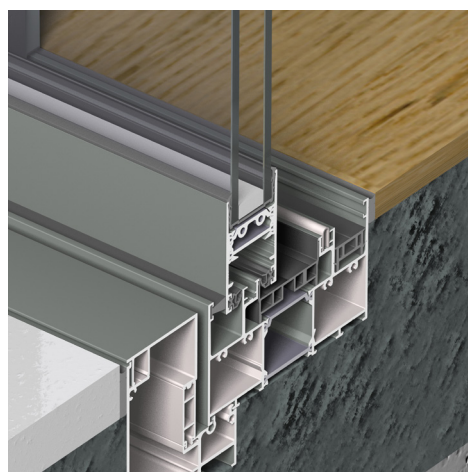
Outside View



Inside View



Concealed Frame Outside View








Bottom Profile Outside View

TECHNICAL CHARACTERISTICS

Variants		2-RAIL	3-RAIL
Visible width / height	Built-in frame	2 11/16"	
	Vent	1 5/16"	
	Meeting section	1 5/16"	
Overall system depth	Frame	4 3/4"	4 3/4"
	Vent	2 1/2"	
Maximal frame height		120"	
Maximal vent weight		550 lbs	
Rebate height		11/16"	
Glass thickness		from 1" up to 1 7/16"	
Glazing method		with EPDM in accordance with the envelope principle	
Thermal insulation		1 1/4" and 1 7/16" fiberglass reinforced polyamide strips	

PERFORMANCE SPECIFICATIONS ⁽¹⁾

	ENERGY			
	Thermal Insulation ⁽²⁾ (Btu/hr·ft²·°F) per NFRC 102	Glazing	Double	Triple
		Uw	0.28	0.23
		SHGC	0.09	0.13
	COMFORT			
	Acoustic performance ⁽³⁾ ASTM E90-09/1332	STC	40	
		OITC	33	
	Air tightness, max. test pressure ⁽⁴⁾ (cfm/ft²)		0.08	
	Water tightness ⁽⁵⁾ (psf)		9	
	AAMA Rating AAMA/WDMA/CSA 101/I.S.2/A440, NAFS		CW PG60	

This table shows classes and values of performances, which can be achieved for specific configurations and opening types.

- (1) All results based on gateway sizes; vary depending on glass/profile combinations | Above Uw & SHGC values do not necessarily work in combination.
- (2) Uw is the measure of heat transfer through the fenestration product with glass. The lower the Uw, the better the thermal insulation of the element.
- (3) The sound reduction index measures the capacity of the sound reduction performance of the frame and glass.
- (4) The air tightness test measures the volume of air that would pass through a closed window at a certain air pressure.
- (5) The water tightness testing involves applying a specified air pressure differential while simultaneously spraying water on to the exterior face of the assembly at the rate of 5 gal/hr/ft².

REYNAERS ALUMINIUM • t. +1 480 272 9688

www.reynaers.us • info@reynaers.us

12/2020 - 00.CP130.00 - Publisher Responsible at Law: D. Willems, 21430 N 15th Lane, Suite 100 | Phoenix, AZ 85027 | USA

R
Reynaers
Aluminium

TOGETHER FOR BETTER



AIA
Continuing
Education
Provider



Architect: Audevart
Photo: Miara